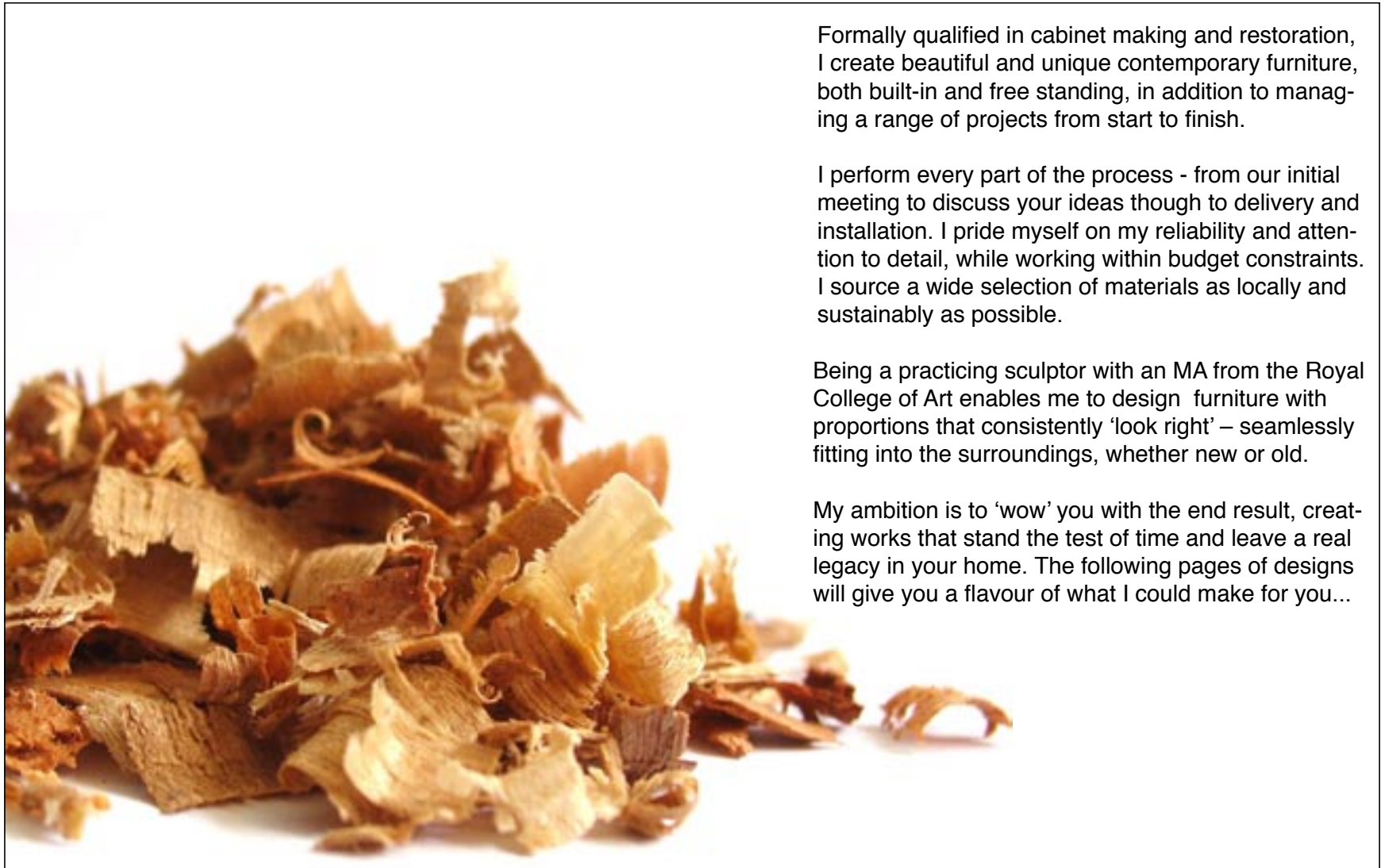


KEVIN OSMOND STUDIO



FURNITURE DESIGN
STORAGE SOLUTIONS
WOODWORK AND REFURBISHMENT

PROFILE



Formally qualified in cabinet making and restoration, I create beautiful and unique contemporary furniture, both built-in and free standing, in addition to managing a range of projects from start to finish.

I perform every part of the process - from our initial meeting to discuss your ideas through to delivery and installation. I pride myself on my reliability and attention to detail, while working within budget constraints. I source a wide selection of materials as locally and sustainably as possible.

Being a practicing sculptor with an MA from the Royal College of Art enables me to design furniture with proportions that consistently 'look right' – seamlessly fitting into the surroundings, whether new or old.

My ambition is to 'wow' you with the end result, creating works that stand the test of time and leave a real legacy in your home. The following pages of designs will give you a flavour of what I could make for you...

SELECTED CLIENTS

Cow PR, London

“Just walked into the office and I swear there is a Santa Clause. The cabinets (work of art) are so unbelievably gorgeous.”

– Leanne Tritton, Managing Director, ING Media, London

ING Media, London

“Kevin worked on large elaborate structures and had a superb technical ability in all the things he made...I have no hesitation in recommending him to you.”

James Nesbitt, Actor, London

– Professor Glynn Williams, Royal College of Art, London

Littleton & Hennessy Asian Art, London

“I’m delighted that you have been able to do the work on the flat and to your usual high standards. I am very appreciative of all your efforts.”

– Eamonn O’Mahonney, Photographer, Studio Works, London + Limerick

Studioworks, Photography, London + Limerick

“Kevin is a very thoughtful, painstaking craftsman and a delight to have around. Completely meticulous, all tools arranged like a high-tech operating theatre and everything left immaculate at the end of each working day. Highly recommended in other words!”

– Robert Torday, Architectural PR Consultant, Archway, London.

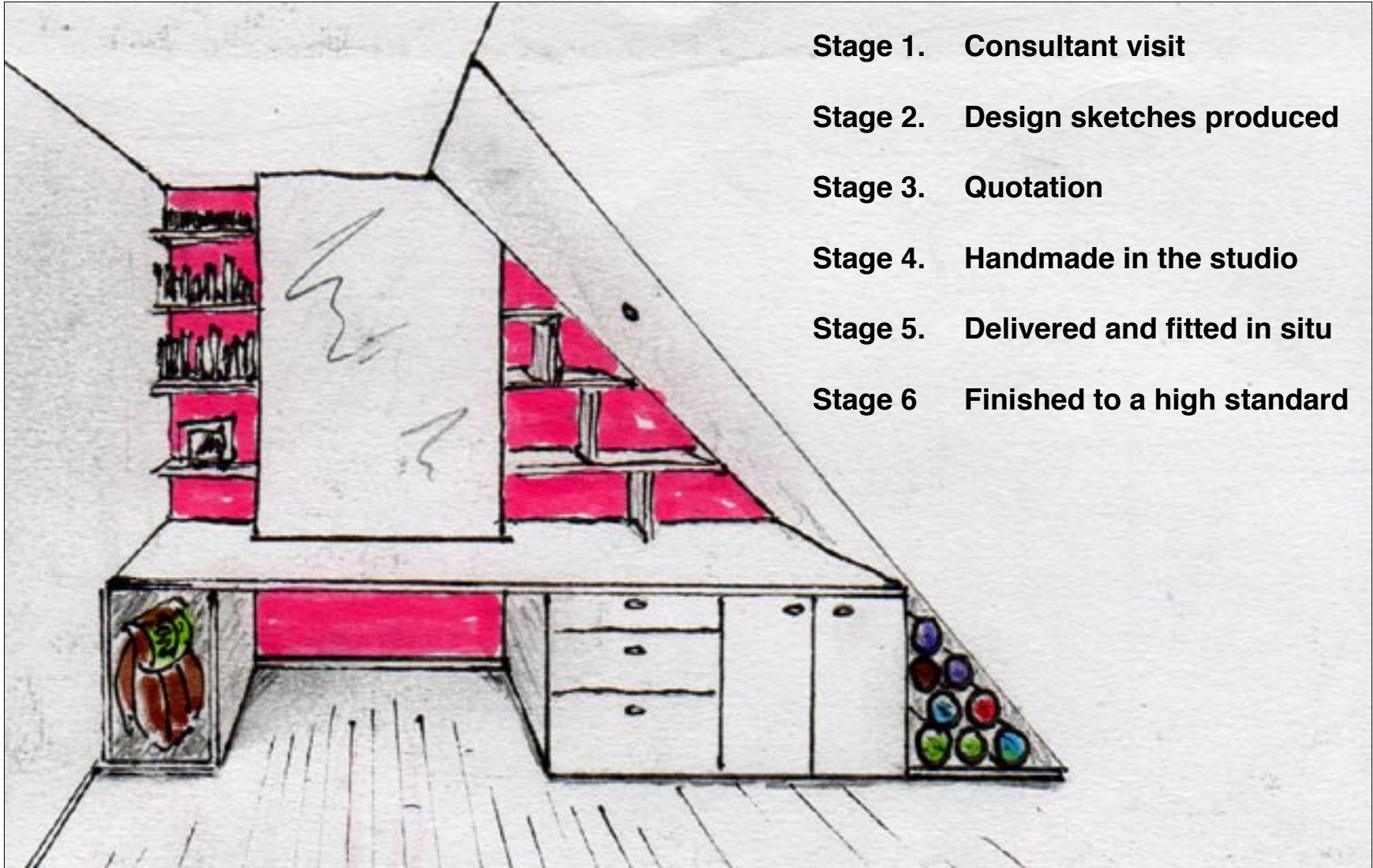
Space Therapy, Interior Design, London

“Kevin was trained to make custom made furniture and could be left to his own initiative. His standard of work was high and constant. Time keeping was excellent. I was sorry to lose Kevin – he was a valued member of the workshop.”

Selected domestic projects in London, Dorset, Devon and Cornwall

– Michael Wimpress, Managing Director, Knights Country Furniture, Suffolk

DESIGN PROCESS



Stage 1. Consultant visit

Stage 2. Design sketches produced

Stage 3. Quotation

Stage 4. Handmade in the studio

Stage 5. Delivered and fitted in situ


Stage 6. Finished to a high standard

BOOKCASES



Clockwise from left: Wide graduated cubic bookcase; Fitted contemporary adjustable bookcase; Staggered bookcase over door on landing with return; Staggered dining room alcove units, including touch system doors and built-in wine rack.

BOOKCASES




Clockwise from left: Graduated stepped cubic bookcase incorporating drawers, detail of cubes, detail of drawers housing CDs; Stepped Oak veneer cubic bookcase, detail of floating glass shelving.

SHELVING + DISPLAY



Clockwise from left: Concealed bedroom shelving; American Walnut flexible cubic display units; Fitted stair alcove storage including cupboard and concealed shelving; Concealed living room shelving; Staggered CD shelving unit.

STORAGE SOLUTIONS






Clockwise from left: Contemporary birch ply hallway shoe rack; Oak bedside book zigzag shelf; Under bed partitioned oak storage drawers; Detail of birch ply shoe rack.

LOW LEVEL FURNITURE



Clockwise from left: Contemporary stair window seat with storage; Italian slate top fitted sideboard incorporating built-in storage; Sideboard with insert frosted glass top; Interior of slate top sideboard.

WARDROBES



Clockwise from left: Customised off-the-shelf, walk-in wardrobe inclusive of full-length mirror; Fitted floor to ceiling curved utility cupboard in birch ply incorporating hanging space and shelving; Fitted floor to ceiling utility cupboard; Freestanding wardrobe with white laminate touch system doors; Fitted floor to ceiling wardrobe in oiled birch ply, incorporating telescopic hanging system and shelving.

TABLES



Large super-elliptical table featuring grey laminate top with oiled, chamfered birch ply edge, and stainless steel legs.

TABLES



Clockwise from left: Super-elliptical meeting room table in white laminate with oiled, chamfered birch ply edge, and stainless steel legs; Contemporary walnut coffee table with bookspace; Elliptical walnut veneer coffee table.

KITCHENS + UTILITY



Top: Bespoke kitchen built around loft space structure with matching oiled Iroko work surface;
Bottom: Free-standing coffee bar with oiled Iroko top and gloss laminate panelled fascia.

KITCHENS + UTILITY



Clockwise from left: Rustic butler sink unit with shaped solid beech work surface, incorporating open storage compartments underneath; Fitted Aga unit incorporating solid beech work surfaces, open shelving, brick work and mosaic tiling; Utility room butler sink unit with chunky laminated birch ply lacquered work surface and stainless steel splash backs; Portable kitchen island with floating solid beech work surface and open white laminate cubic storage.

CUSTOMISED BUDGET FURNITURE





THE ABOVE FURNITURE IS PRODUCED TO A TIGHT BUDGET BY CUSTOMISING FLAT PACK, OFF-THE-SHELF FURNITURE. The customised off-the-shelf bookshelf units are fitted together, cut and adjusted to fit around existing fittings, then new painted backs are fitted, and the units are levelled.

CUSTOMISED BUDGET FURNITURE



Clockwise from left: Off-the-shelf fitted bookcases are fitted together into recess, with Designers' Guild wallpaper backdrop; Eight individual units are fitted together, cut and adjusted to fit wall-to-wall within the office meeting room space, with added flush fronted top and touch system doors; Two bookcases are joined together in a cascading configuration, with randomly painted internal cubes.

GARDEN CONSTRUCTION



Clockwise from left: Contemporary urban, low-maintenance garden (prior to planting), L-shaped with borders in French oak beams, hardwood decking with shadow gaps around the edges, and stone-painted horizontal fencing.

CONTACT

KEVIN OSMOND STUDIO

If you would like to discuss your requirements, please:

Phone: 07769 748237 or

Email: design@kevinosmond.com